

OVERVIEW Public Entities Quarterly Reporting

Approved receipts  
762,3 7,7%

Approved spending  
36,1 17,9%

Surplus/(deficit)  
726,2

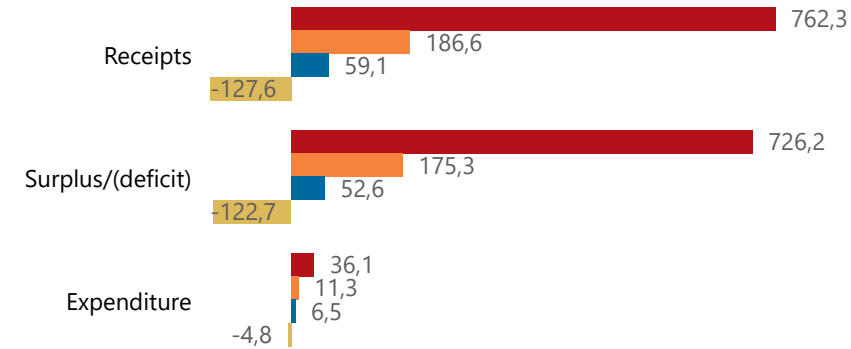
- R billion
- R million
- R thousand



Department:  
National Treasury  
REPUBLIC OF SOUTH AFRICA

Consolidation

Approved Forecast YTD Variance



Composition of receipts



Quarter

3

Cluster

All

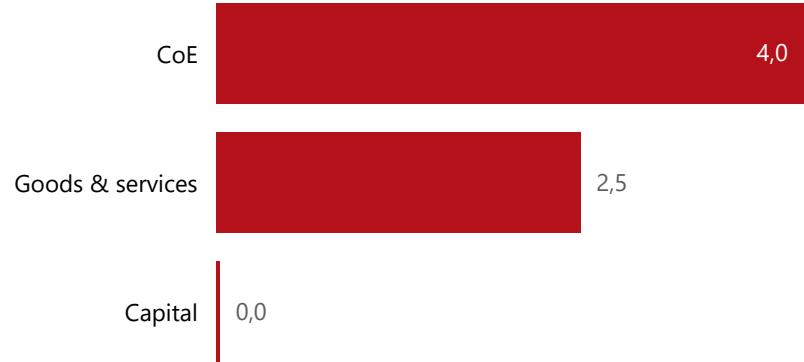
Department

Mineral and Petroleum Resources

Entity

State Diamond Trader

Composition of spending



Functional grouping



Spending by PFMA schedule



Public Entities Receipts

Approved sales of G&S

761,3 7,5%


Approved transfers

(Blank) (Blank)

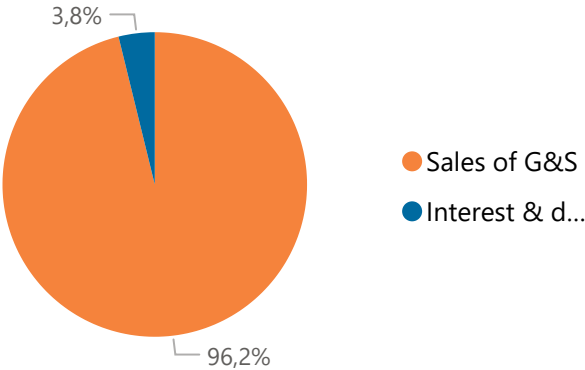
- R billion
- R million
- R thousand

Actual vs Forecast

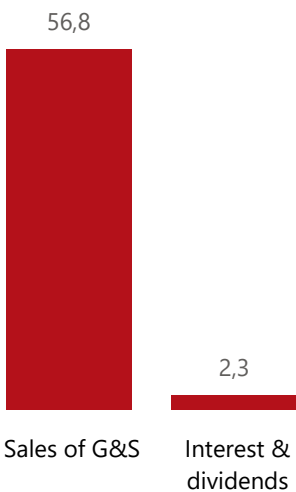
Approved Forecast YTD Variance



Composition of receipts



Top receipts items



Quarter

3

Cluster

All

Department

Mineral and Petroleum Resources

Entity

State Diamond Trader

Top 5 Transfers

Receipts

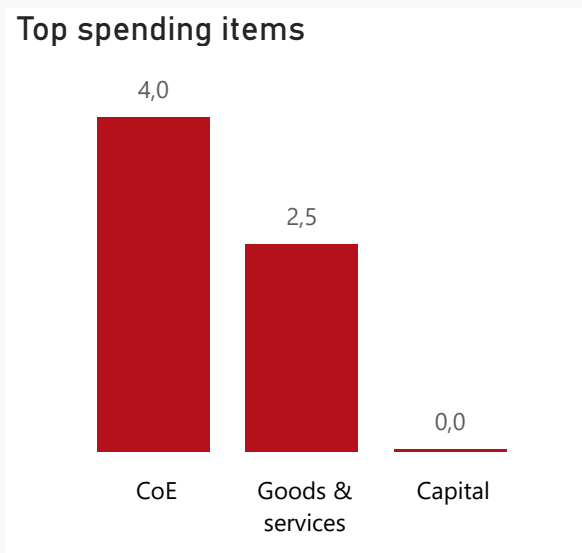
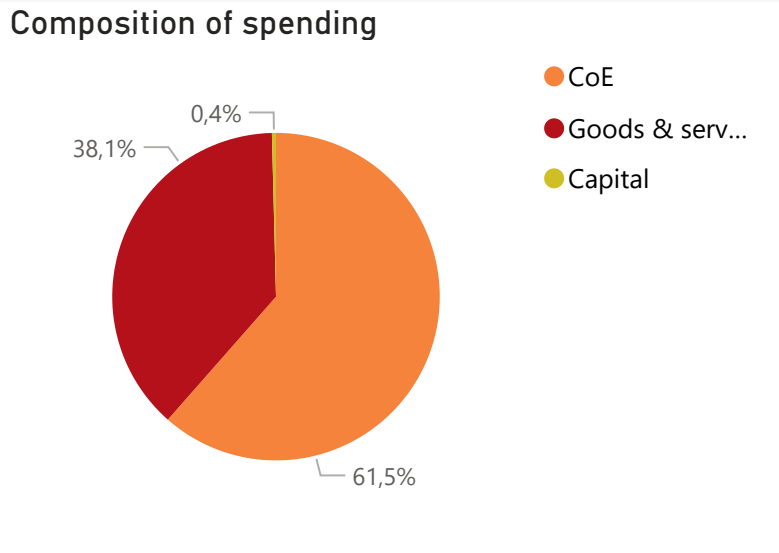
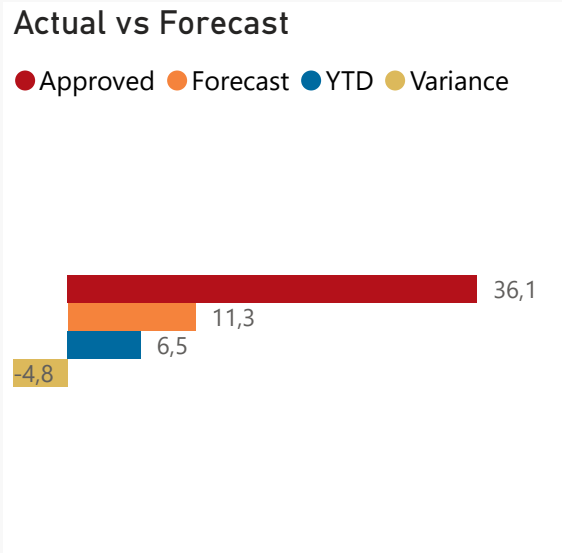
Level 3	Approved	YTD	% YTD
+ Sales of G&S	761,3	56,8	96,2%
+ Interest & dividends	1,0	2,3	3,8%
Total	762,3	59,1	100,0%



# Public Entities Spending

Approved CoE	Approved G&S	Approved transfers
22,517,7%	11,321,9%	(Blank)(Blank)

- ☐ R billion
- ☒ R million
- ☐ R thousand



Quarter

3

Cluster

All

Department

Mineral and Petroleum Resources

Entity

State Diamond Trader



### Spending

Level 3	Approved	YTD	% YTD
⊕ CoE	22,5	4,0	61,5%
⊕ Goods & services	11,3	2,5	38,1%
⊕ Capital	2,4	0,0	0,4%
Total	36,1	6,5	100,0%